



2022



## PARTICIPANT INSTRUCTIONS





# WELCOME

---

Atlanta Track Club welcomes you to the 2022 Microsoft Peachtree Junior! This event will show kids what it means to be part of the Atlanta Journal-Constitution Peachtree Road Race, the world's largest 10K. Held in Piedmont Park, the race features a Mile (timed) and Dash, with the Mile crossing the same 10th Street finish line as the next day's Peachtree. While the Mile & Dash are the cornerstone of Microsoft Peachtree Junior, we have other fun activities, creating an entire morning of fun for the family. Activities include the Track & Field Zone, where kids can try out different aspects of sport. Kids ages 7 through 14 can try out the dash after their mile for the first time ever, and Microsoft is also joining us in the meadow! Microsoft will be hosting two running-related STEM activities for children, including building their own step counter and creating their own video game featuring a running peach. Families can also join the awards ceremony at the main stage as we announce Mile age group winners, stop by a fun photo op area and take photos with running peaches, or visit with adidas in their pop-up shop. All of us at Atlanta Track Club look forward to seeing you on July 3rd! In this packet, you'll find everything you need to know to have a smooth, fun experience. Follow these 5 easy steps carefully for a great morning and let us know if you have any questions along the way. Please refer to the Microsoft Peachtree Junior map to guide you!

Happy Running,  
**Caryn Lamphier**  
Race Director






## STEP 1: PLAN OUT YOUR MORNING

We have an entire morning of fun in store for you! Please note the start times for the Mile and the Dash are based on your participant's age. You will want to arrive at the park in plenty of time to pick up your child's bib and try out some activities. Start times are as follows:

| DISTANCE | START TIME | AGES                 |
|----------|------------|----------------------|
| Mile     | 9:00 AM    | 6, 7 Year Olds       |
| Mile     | 9:10 AM    | 8, 9 Year Olds       |
| Mile     | 9:20 AM    | 10, 11 Year Olds     |
| Mile     | 9:30 AM    | 12, 13, 14 Year Olds |

| DISTANCE | START TIME | AGES             |
|----------|------------|------------------|
| Dash     | 9:00 AM    | 2 & Under        |
| Dash     | 9:10 AM    | 3, 4 Year Olds   |
| Dash     | 9:20 AM    | 5, 6 Year Olds   |
| Dash     | 9:30 AM    | All Ages Welcome |
| Dash     | 10:30 AM   | END              |



For the Mile, our youngest participants start first this year and we will stagger the start times between waves. While we strongly encourage Mile participants to run in their age appropriate wave for safety, we will allow runners to "age up." As an example, we would allow a young runner to run in the wave of an older sibling or friend, but the older participant is not allowed to run in the younger wave.

This year we're allowing Mile participants to experience the dash as well! Once we have accommodated our registered Dashers, we encourage all Milers to report to the Dash and line up in their age group corrals at 9:30 am.





## RACE DAY SCHEDULE

|          |  |
|----------|--|
| 7:45 AM  | Race Number Pickup/Race Day Registration opens               |
| 8:00 AM  | Track & Field Zone opens                                     |
| 8:00 AM  | Microsoft STEM Activities open                               |
| 9:00 AM  | Mile/Dash start waves begin                                  |
| 9:30 AM  | Final Mile wave starts; all ages welcome to try the Dash     |
| 9:45 AM  | Awards ceremony (main stage)                                 |
| 10:00 AM | Peachtree Media Day (main stage)                             |
| 10:30 AM | Dash, Track & Field Zone and Microsoft STEM Activities close |

## STEP 2: GETTING THERE

**Event Location:** [The Meadow](#) at Piedmont Park - 500 10th St., Atlanta, GA 30309

**Recommended Parking:** Sage Parking Facility, Botanical Gardens, 1345 Piedmont Ave Atlanta, GA 30309.

Street parking is also available throughout Virginia Highlands near the park. Please make sure to utilize legal street parking. There are three main entry gates into the Meadow area that are conveniently located when coming from any direction. See [map](#) for details on entry points.





### STEP 3: RACE NUMBER PICKUP and 2022 MICROSOFT PEACHTREE JUNIOR BIBS


Once inside the gates, make your way to the Meadow inside Piedmont Park. Number pickup will be in the large white tent in the Meadow near the end of the Peachtree finish chute, marked with a Race Number Pickup sign. Please refer to the site map to help you locate it. Participants will receive their bib and T-shirt at number pickup. Please have your Check-In Pass open and ready. This Check-In Pass is available through your [haku account](#) and came via email. Volunteers will scan this QR code and assign your participant bib.


**Date & Time:** Sunday, July 3; Opens at 7:45 a.m.

#### Bring: Check-In Pass

Participants wanting to pick up their bib early can do so at the Peachtree Health & Fitness Expo presented by Publix. The Expo will be open July 2 - July 3 from 10 a.m. - 6 p.m. in Hall C4 of the Georgia World Congress Center. For more information, [click here](#). You will have to visit the race number pickup tent in the Meadow on race day to get your shirt.

The 2022 Microsoft Peachtree Junior Mile bibs are color-coded by age. This helps staff and volunteers identify the participants and ensure we get our runners in the proper start wave and proper zone in the child pickup area. Please help us out by ensuring your child is wearing the correct age bib for the Mile, as results for the Mile are determined by the bib they are wearing.





## STEP 4: START/FINISH/CHILD PICKUP AREA

Once you have your race number pinned on, head to your appropriate start line for the Mile or Dash (no more than 15 minutes in advance of your scheduled start time). The Dash is located in the Meadow, and the Mile start line is at the top of the hill.

### MILE

Volunteers and signage will help guide you to the start of the Mile. Volunteers will be available to guide you into the proper corral once you arrive at the start. Once the Mile has started, follow Charles Allen Dr. toward the finish to see your child cross the Atlanta Journal-Constitution Peachtree Road Race finish line! The event [map](#) shows the walking route for parents to access the finish line. One parent/guardian of the Mile participant will then continue on to the Child Pickup Area to be reunited with the participant. Once they are across the finish line, your child will proceed to the Child Pickup Area with the guidance of event volunteers and staff. They will be given water and contained securely in this area until they are reunited with parent/guardian. Look for the age group corral sign to pick up your child at the proper gate.

### DASH

Parents/guardians of children participating in the Dash shall line up behind the proper age group sign. We ask that only one parent accompany them to the starting cones and escort them to the start line, following instructions given by event volunteers and staff. When the child is at the start line, the parents will be given a moment to get to the finish line and get in place to “catch” their Dasher. Dash finishers will then receive their medal, water and snack.

## STEP 5: CONTINUE THE FUN

We have lots of family fun in store for you at Microsoft Peachtree Junior. Stop by the Track & Field Zone in the Meadow and try out mini hurdles, standing broad jump, agility ladders, and more! We will also feature a photo wall, where you can “pose with the peaches,” stand on the Microsoft Peachtree Junior podium, and commemorate your morning with a fun family photo. Head to the Microsoft tent to try out STEM activities, and hit the main stage for the awards ceremony and Peachtree Media Day.



## MICROSOFT STEM ACTIVITIES

Stop by the Microsoft tent in the meadow to participate in STEM activities on race morning. Microsoft will have the following experiences available for children ages 6 through 14:

### STEM Activity 1: [Step Counter 3000](#)

Even the best runners need to be able to track how far they go! For this activity, participants will develop and create their own step counter using the micro:bit, a pocket-sized computer, to track how many steps they run. This activity is tailored specifically to participants aged 6-10 and 11-14 years old. With the Step Counter 3000 activity, beginner participants will learn about, build/modify and test a step counter using a micro:bit and associated MakeCode program. Intermediate participants will write the micro:bit step counter code from scratch, test it, and customize it as they see fit.



### STEM Activity 2: [Peach Racer](#)

Calling all future game developers! Participants in this activity will develop a running-themed arcade game featuring Atlanta Track Club's own Pete the Peach. Using MakeCode Arcade, participants will be able to create and then play a video game with no prior coding experience needed. Our beginner activity for ages 6-10 will give a high-level overview of coding as participants play and modify a pre-coded racing game with their friends. Our intermediate activity designed for kids aged 11-14 will involve coding a game from scratch using MakeCode Arcade and sharing their unique game designs with others!

## VOLUNTEERS

### Saluting Our Volunteers

The 2022 Microsoft Peachtree Junior requires the help of many volunteers to make the event a safe and successful one for all attendees. These volunteers play a critical role in Atlanta Track Club's events, especially our youth events. Please take a moment and thank our volunteers on race day!



## COURSE

### Course Description

The Mile course of Microsoft Peachtree Junior starts inside Piedmont Park and heads south towards Charles Allen Drive Gate. The course turns right and follows alongside Lake Clara Meer towards the 12th St. Gate and Piedmont Ave. The kids exit Piedmont Park at 12th St. and turn left, staying in the left lane before taking another left turn onto 10th St. Once on 10th St, participants will follow the same path and cross the same finish line as those running and walking Peachtree! We will have more than 60 volunteers and police officers on the course, monitoring participants, providing encouragement, and keeping them safe.

The Dash course is on the grassy Meadow. This short 50 meter course in Piedmont Park will provide a thrilling experience for our participants!

### Timing & Results

The timing device for the Mile is the ChronoTrack single-use B-tag. (The Dash is not timed). The device is adhered to the back of your bib. **DO NOT REMOVE OR BEND.** Wearing your bib improperly could result in improper scoring and possible disqualification. In order to receive an accurate time, please confirm your bib is...

- Clearly visible on the front of the torso
- Unaltered and unmodified (Do not fold or wrinkle)
- Pinned in all four corners
- Not covered (jackets, fuel belts, water bottles, etc.)

Participants may switch race distances prior to July 3, 2022 by contacting [questions@atlantatrackclub.org](mailto:questions@atlantatrackclub.org). All Microsoft Peachtree Junior participants will receive a finisher's medal after crossing the finish line. The Mile participants will receive a finish time, as well. Unofficial race results will be posted on [atlantatrackclub.org](http://atlantatrackclub.org) on July 3.





Microsoft



# MICROSOFT PEACHTREE JUNIOR

PIEDMONT PARK  
500 10<sup>th</sup> St SE  
Atlanta, GA 30326

## EVENT MAP

ENTRY | EXIT  
↑  
TO  
PARKING  
DECK



START

000



### KEY

HYDRATION STATIONS

RESTROOMS

MEDICAL

TRACK & FIELD ZONE

VOLUNTEER CHECK-IN

PHOTO OP

MICROSOFT STEM ACTIVITIES

RACE NUMBER PICKUP

**MILE**

**DASH**

**PARENTS WALK ROUTE**

10th St NE

10th St NE

10th St NE

## MILE COURSE

Lake Clara Meer

START

NO ENTRY

CHILD PICKUP AREA

10th St NE

10th St NE

10th St NE

10th St NE

10th St NE

Ave NE

FINISH Charles



## SAFETY & SECURITY

Safety is Atlanta Track Club's top priority, and together with the City of Atlanta, and management agencies from around the region, we have comprehensive plans in place to ensure the safety of our participants, spectators, volunteers and partners at this year's event. We would like everyone to be aware of some simple things participants, volunteers and spectators can do to help make Microsoft Peachtree Junior a safe, memorable experience.

## EVENT ALERT SYSTEM (EAS)

Event Alert System signs will be located at the start line, along the course at the hydration stations and in the finish area. The signs will communicate the specific alert level, which could range from low (green) to moderate (yellow) to high (red) to canceled (black), and are based primarily on weather conditions.

## PROHIBITED ITEMS ON RACE COURSE

- Backpacks
- Drones
- Firearms

## EVENT CONDITIONS RECOMMENDED ACTIONS

| ALERT LEVEL   | EVENT CONDITIONS                      | RECOMMENDED ACTIONS   |
|---|---------------------------------------|---|
| <b>EVENT CANCELLED</b><br>Follow Official Event Instructions                          | Extreme conditions<br>Event cancelled | Participation stopped/<br>follow official event instructions                                |
| <b>HIGH</b><br>Potentially Dangerous Conditions<br>Follow Official Event Instructions | Dangerous Conditions                  | Slow down/ observe course changes/<br>follow official event instructions/ consider stopping |
| <b>MODERATE</b><br>Be Aware of Worsening Conditions                                   | Use Caution                           | Slow down/<br>be prepared for worsening conditions  |
| <b>LOW</b><br>Enjoy the Event   | Good Conditions                       | Enjoy the event/<br>be alert  |