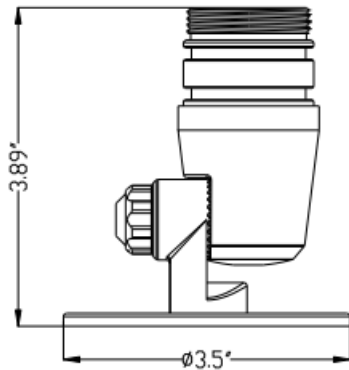




INSTRUCTION MANUAL (INTEGRATED LED)

Models:

M4B5-5.5W-27K-R | M4B6-5.5W-27K-R | M4B9-5.5W-27K-R
M4B5-5.5W-30K-R | M4B6-5.5W-30K-R | M4B9-5.5W-30K-R



Wattage	5.5W
Voltage Range	10-15V
Lumen Output	346 Lumens
Color Temp	3000K, 2700K
CRI	80+
Lifespan	50,000 Hrs.
Finishes	Antique
Housing Material	Brass
Wet Rated?	Yes
Light Source	Modular LED

WARNING – To reduce the risk of FIRE OR INJURY TO PERSON:

- Turn off/unplug the fixture and allow to cool before replacing lamp.
- Lamp gets HOT quickly. Only touch the switch/plug when turning on.
- Do not touch the hot lens, guard, or enclosure.
- Keep lamp away from materials that could burn.
- Do not touch the lamp at any time. Use a soft cloth. The oils from skin could damage lamp.
- Do not operate the fixture with a missing or damaged shield.

WARNING – Risk of Electric Shock:

- Install all luminaires at least 10 feet (3.05 m) from a pool, spa, fountain, etc.
- A fixture shall not use tungsten halogen lamps unless the luminaire is marked for such lamps.
- Use only in ponds and small decorative fountains where persons will immerse no more than their hands and lower arms while the product is energized.
- DO NOT use in water intended for swimming, wading, immersion, or bathing.
- All installer completed cable connections must be located outside of pond or fountain.
- Low voltage circuit must be supplied by a power unit marked as suitable for supplying submersible luminaires.
- Power unit must be supplied by a circuit protected by a ground fault circuit interrupter (GFCI).
- "Maximum depth: 118 in (3m)_"

IMPORTANT:

DO NOT EXCEED 15 VOLTS IN THIS FIXTURE!

This fixture functions best when the incoming voltage is between 10–15 volts. Voltages outside of this range could damage the fixture, shorten the life, and cause unsatisfactory performance. ***The use of improper voltage voids the product warranty.***

TRANSFORMERS

- Only use a UL1838 transformer for safety reasons and to ensure full lifespan of the fixture.
- When using ONE transformer, it is very important to center the transformer on the wattage load to minimize cable runs.
- When using MULTIPLE transformers, it is very important to position the transformers as close to the fixtures as possible to minimize cable runs.

LOW VOLTAGE CABLE SHALL:

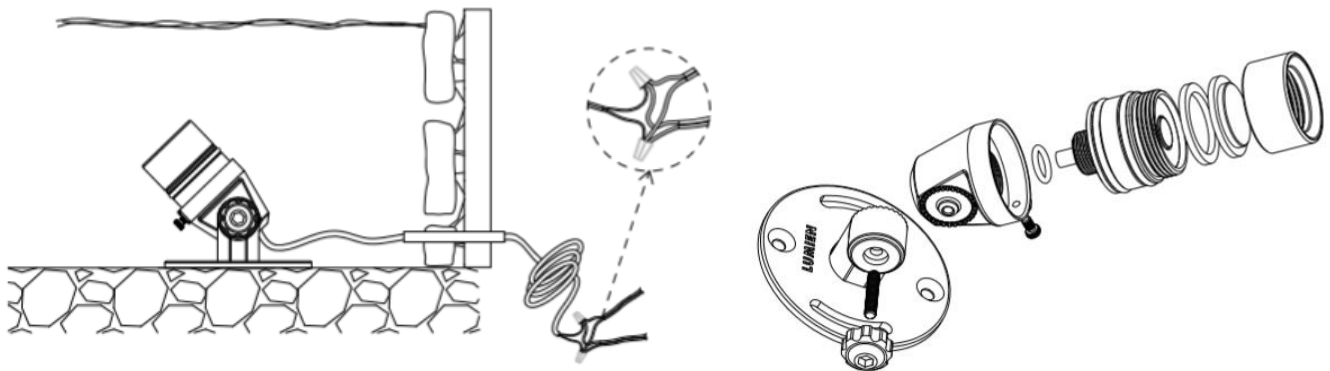
- Be protected by routing near the luminaire, or next to a building structure such as a house or deck.
- Not be buried more than 6 inches.

It is ***not recommended*** to use Quick Clip style connectors because they are not waterproof and can rot creating resistance and shorts. Only use outdoor rated waterproof wire connectors. Install in accordance with all local codes and ordinances.

LED LIFE

- For maximum light output, fixtures should be connected to 10-15 volts taps.
- Voltage can be regulated by adjusting load/run.
- To determine voltage, use a digital voltmeter.

INSTALLATION





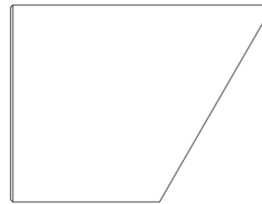
Short Solid Shroud



60° Angled Shroud

- Choose the right location for your fixture, before permanently securing.
- Adjust the angle of the fixture by releasing the knuckle screw. Tighten to lock in place.
- Run the fixture wire outside the fountain or pond and connect it to main low voltage wire using outdoor rated waterproof wire connectors.

Optional Accessories



LIMITED WARRANTY

WHAT IS COVERED

The manufacturer warrants this lighting fixture to be free from defects in materials and workmanship from date of purchase for a period of ten (10) years for Aluminum and Lifetime for Brass. This warranty applies only to the original consumer purchaser and only to products used in normal use and service. If this product is found to be defective, the manufacturer's only obligation, and your exclusive remedy, is the repair or replacement of the product at the manufacturer's discretion, provided that the product has not been damaged through misuse, abuse, accident, modification, alteration, neglect, or mishandling.

WHAT IS NOT COVERED

This warranty shall not apply to any product that is found to have been improperly installed, set-up, or used in any way not in accordance with the instructions supplied with the product. This warranty shall not apply to a failure of the product because of an accident, misuse, abuse, negligence, alteration, faulty installation, or any other failure not relating to faulty material or workmanship. This warranty shall not apply to the finish on any portion of the product, such as surface and/or weathering, as this is considered normal wear and tear. The manufacturer does not warrant and especially disclaims any warranty, whether expressed or implied, of fitness for a particular purpose, other than the warranty contained herein. The manufacturer specifically disclaims any liability and shall not be liable for any consequential or incidental loss or damage, including but not limited to any labor/expense costs involved in the replacement or repair of said product.